


Shortcuts and Techniques Every Crocheter Should Know for Faster and Flawless Crafting

Crocheting, the art of creating intricate and beautiful textiles using a hooked needle, has captured the hearts and imaginations of crafters worldwide. While the fundamental techniques of crocheting are relatively straightforward, mastering shortcuts and specialized techniques can elevate your craft to new heights, enabling you to create stunning pieces with greater speed and finesse.

The Magic Ring: A Flawless Circle Start

Starting a round crochet project with a neat and secure center can be challenging. Enter the magic ring technique. This ingenious method allows you to create a perfectly closed ring without the need for bulky slip knots or awkward starting chains. It's ideal for amigurumi, lies, and any project where a clean circular base is essential.



Lily Chin's Crochet Tips and Tricks: Shortcuts and Techniques Every Crocheter Should Know by Sue Wilkes

★★★★☆ 4.6 out of 5

Language : English
File size : 5119 KB
Text-to-Speech : Enabled
Screen Reader : Supported
Enhanced typesetting : Enabled
Print length : 208 pages

FREE

DOWNLOAD E-BOOK





Changing Yarn Colors: A Seamless Transition


The ability to effortlessly change yarn colors is crucial for creating vibrant and visually stunning crochet pieces. Knowing the proper technique can make all the difference in achieving a smooth and unnoticeable transition between colors.

- **Pull-Through Method:** A simple and commonly used technique, where you draw the new yarn through the last loop of the previous color.

- **Russian Join:** A more discreet method that conceals the yarn tails within the stitches, resulting in an invisible color change.

Bobble Stitch: Adding Dimension and Texture

The bobble stitch, with its raised, popcorn-like appearance, adds depth and texture to crochet projects. This versatile stitch can transform simple designs into eye-catching masterpieces.



Slip Stitch: An Invisible Finish

The slip stitch, a fundamental but often overlooked technique, provides an invisible and secure way to join pieces or create seamless edges. It's commonly used in amigurumi, garments, and a variety of other crochet projects.



Image: Slip Stitch Crochet Technique

Blocking: Transforming Your Creations


Blocking is the final step in a crochet project that can dramatically enhance the appearance and durability of your piece. By carefully shaping and smoothing your work using steam or water, you can:

- Remove creases and distortions
- Define stitch patterns and textures
- Increase the overall size and stability

Amigurumi: The Art of 3D Crochet

Amigurumi, the Japanese art of crocheting three-dimensional stuffed animals and figures, has gained immense popularity in recent years. Mastering specific techniques is key to creating charming and lifelike amigurumi:

- **Perfecting Tension:** Uniform stitches are essential for smooth and well-shaped amigurumi.
- **Understanding Color Changes:** Seamless color transitions are crucial, especially for creating realistic facial features.
- **Assembling Components:** Patience and precision are required to sew or crochet different pieces together.



Granny Square: A Versatile Building Block

The humble granny square, a beloved crochet staple, is a versatile building block that can be transformed into countless projects. Understanding its construction and variations allows you to create unique and eye-catching pieces:

- **Traditional Granny Square:** The classic square with diagonal motifs, perfect for blankets and afghans.
- **Solid Granny Square:** A simple variation without the motif, versatile for a wide range of projects.
- **Hexagonal Granny Square:** A six-sided variation that creates interesting shapes and textures.

Crochet Lace: Delicate Beauty

Crochet lace, renowned for its intricate patterns and ethereal beauty, is a specialized technique that adds elegance to any project:


- **Choosing the Right Yarn:** Fine, high-quality yarn is essential for creating delicate lacework.
- **Understanding Lace Motifs:** Familiarize yourself with common lace patterns, such as picots and fans.
- **Blocking and Finishing:** Proper blocking is crucial to showcase the intricate details of lace.



Image: Intricate Crochet Lace

The world of crocheting is vast and ever-evolving, with countless techniques and shortcuts waiting to be discovered. Whether you're a seasoned crocheter or just starting your journey, embracing these shortcuts

and techniques will empower you to create stunning and flawless projects with greater speed, precision, and artistry.



Lily Chin's Crochet Tips and Tricks: Shortcuts and Techniques Every Crocheter Should Know by Sue Wilkes

★★★★☆ 4.6 out of 5

Language : English
File size : 5119 KB
Text-to-Speech : Enabled
Screen Reader : Supported
Enhanced typesetting : Enabled
Print length : 208 pages


FREE

DOWNLOAD E-BOOK



The Waning of the Individual in the Global Era: A Comprehensive Analysis

In the rapidly globalizing world of today, the concept of the individual has undergone a profound transformation. As societies become increasingly interconnected and...



First of Verbs: An Early Language

The First of Verbs (FOV) is an early language that was spoken by humans. It is believed to have been the first language to emerge after the development of human cognition...