


Hal Leonard Guitar Method: A Comprehensive Guide to Setup, Maintenance, and Troubleshooting

The Hal Leonard Guitar Method is a comprehensive guide to learning how to play the guitar. It covers everything from basic chords and strumming patterns to more advanced techniques like lead guitar and fingerstyle playing. In this article, we'll take a closer look at the Hal Leonard Guitar Method, including its setup, maintenance, and troubleshooting tips.



Hal Leonard Guitar Method - Setup & Maintenance: Learn to Properly Adjust Your Guitar for Peak Playability and Optimum Sound by Chad Johnson

★★★★☆ 4.3 out of 5

Language : English
File size : 2131 KB
Text-to-Speech : Enabled
Screen Reader : Supported
Enhanced typesetting : Enabled
Word Wise : Enabled
Print length : 32 pages



Setup

Before you can start learning how to play the guitar, you need to set it up properly. This includes tuning the guitar, adjusting the action, and setting the intonation. The Hal Leonard Guitar Method provides step-by-step instructions on how to do all of these things.

Tuning the Guitar

The first step in setting up your guitar is to tune it. This means adjusting the tension of the strings so that they produce the correct pitch. The Hal Leonard Guitar Method provides a number of different ways to tune your guitar, including using a tuner, tuning forks, or harmonics.

Adjusting the Action

The action of a guitar is the distance between the strings and the fretboard. The action should be high enough so that the strings don't buzz when you play them, but low enough so that you can fret the notes easily. The Hal Leonard Guitar Method provides instructions on how to adjust the action on both acoustic and electric guitars.

Setting the Intonation

The intonation of a guitar is the accuracy of the notes that it produces. The intonation should be set so that the notes played at the 12th fret are in tune with the open strings. The Hal Leonard Guitar Method provides instructions on how to set the intonation on both acoustic and electric guitars.

Maintenance

Once you have your guitar set up properly, you need to maintain it regularly to keep it in good playing condition. This includes cleaning the guitar, lubricating the moving parts, and restringing it when necessary. The Hal Leonard Guitar Method provides instructions on how to do all of these things.

Cleaning the Guitar

Cleaning your guitar regularly will help to keep it looking and sounding its best. The Hal Leonard Guitar Method provides instructions on how to clean both acoustic and electric guitars.

Lubricating the Moving Parts

The moving parts of your guitar, such as the tuners, bridge, and nut, need to be lubricated regularly to keep them working smoothly. The Hal Leonard Guitar Method provides instructions on how to lubricate the moving parts of both acoustic and electric guitars.

Restringing the Guitar


The strings on your guitar will eventually wear out and need to be replaced. The Hal Leonard Guitar Method provides instructions on how to restring both acoustic and electric guitars.

Troubleshooting

If you're having problems with your guitar, the Hal Leonard Guitar Method provides troubleshooting tips to help you fix the problem. The troubleshooting tips cover a wide range of problems, including:

- Buzzing strings
- Tuning problems
- Intonation problems
- Electrical problems
- Hardware problems

The Hal Leonard Guitar Method is a valuable resource for guitar players of all levels. It provides comprehensive instructions on everything from setup and maintenance to troubleshooting. With the help of the Hal Leonard Guitar Method, you can keep your guitar in good playing condition and learn how to play it like a pro.



Hal Leonard Guitar Method - Setup & Maintenance: Learn to Properly Adjust Your Guitar for Peak Playability and Optimum Sound

by Chad Johnson


★★★★☆ 4.3 out of 5

Language : English
File size : 2131 KB
Text-to-Speech : Enabled
Screen Reader : Supported
Enhanced typesetting : Enabled
Word Wise : Enabled
Print length : 32 pages



The Waning of the Individual in the Global Era: A Comprehensive Analysis

In the rapidly globalizing world of today, the concept of the individual has undergone a profound transformation. As societies become increasingly interconnected and...



First of Verbs: An Early Language

The First of Verbs (FOV) is an early language that was spoken by humans. It is believed to have been the first language to emerge after the development of human cognition...