


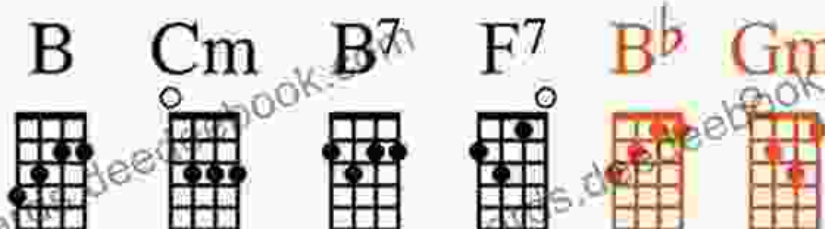
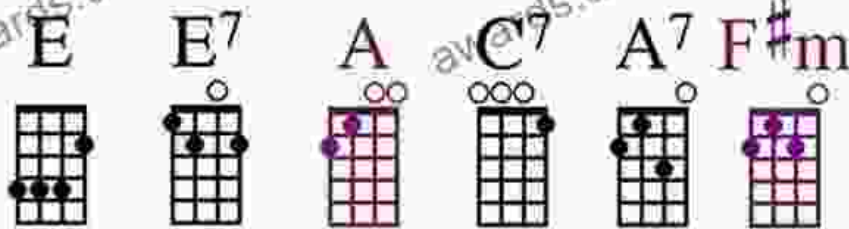
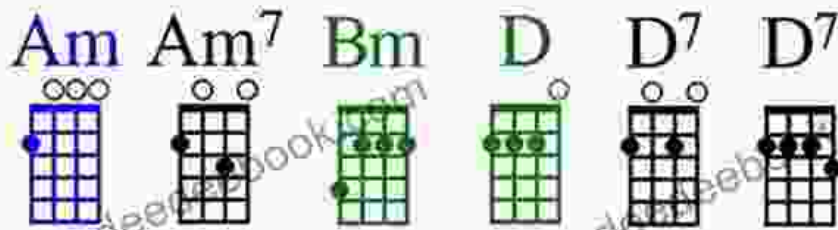
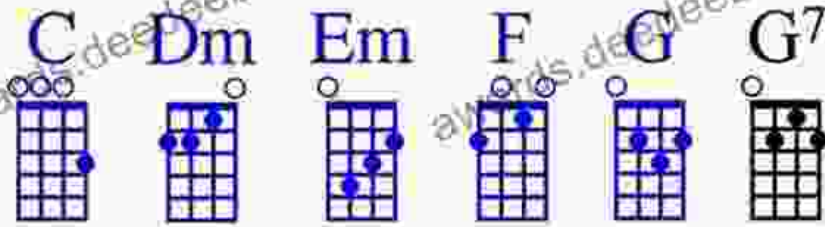
Accelerate Your Ukulele Journey with Fasttrack Chords & Scales

Embark on a musical odyssey with our comprehensive guide to fasttrack chords and scales for the ukulele. Whether you're a beginner or an experienced strummer, this article will equip you with the essential tools to elevate your ukulele playing to new heights.

Essential Chords: Laying the Foundation

Ukulele Chords

for "C" Tuned Ukulele G - C - E - A



FastTrack - Chords & Scales for Ukulele by Chad Johnson

★★★★★ 5 out of 5

Language : English

File size : 3272 KB

Print length : 64 pages

Screen Reader : Supported



Mastering a handful of basic chords can unlock a world of musical possibilities. Start with the fundamental C, G, Am, and F chords. Practice transitioning smoothly between them to create simple yet melodious progressions.

- **C Major:** 032010
- **G Major:** 320003
- **A Minor:** 002210
- **F Major:** xx3211

Progressive Chords: Expanding Your Repertoire



As you progress, expand your chord vocabulary with slightly more complex options. Introduce D Major, Em, Bb, and C Minor chords to enhance the depth and versatility of your playing.

- **D Major:** xx0232
- **Em Minor:** 022000

- **Bb Major:** x13331
- **C Minor:** 031013

Unlocking the Power of Scales



Scales are the building blocks of melodies and solos. Learning the major and minor pentatonic scales will open doors to improvisational freedom and

melodic creativity.

Major Pentatonic Scale

- 1 (Root)
- 2 (Second)
- 3 (Third)
- 5 (Fifth)
- 6 (Sixth)

Minor Pentatonic Scale

- 1 (Root)
- 3 (Minor Third)
- 4 (Perfect Fourth)
- 5 (Perfect Fifth)
- 7 (Minor Seventh)

Practical Application: Putting It into Practice

Once you've mastered the chords and scales, it's time to put them into practice. Start by creating simple strumming patterns and melodies using the chords you've learned.

Gradually introduce the scales into your playing. Use them to create melodic fills, improvisational solos, and catchy riffs.


Tips for Success

- Practice regularly and consistently.
- Set realistic goals and track your progress.
- Use a metronome to develop rhythm and accuracy.
- Find a mentor or online resources for guidance.
- Listen to different styles of music to expand your musical vocabulary.

: Empowering Your Musical Journey

Mastering fasttrack chords and scales for ukulele is an enriching journey that will transform your playing experience. By incorporating these techniques into your practice, you'll unlock a world of musical possibilities.

Embrace the challenge, persist with practice, and witness the exponential growth of your ukulele skills. Let the chords and scales be your guide as you navigate the boundless realms of music and create melodies that resonate with your soul.



FastTrack - Chords & Scales for Ukulele by Chad Johnson

★★★★★ 5 out of 5

Language : English

File size : 3272 KB

Print length : 64 pages

Screen Reader : Supported





The Waning of the Individual in the Global Era: A Comprehensive Analysis

In the rapidly globalizing world of today, the concept of the individual has undergone a profound transformation. As societies become increasingly interconnected and...



First of Verbs: An Early Language

The First of Verbs (FOV) is an early language that was spoken by humans. It is believed to have been the first language to emerge after the development of human cognition...